

Guardian Line Mini Duty Type: GLM-SS

FEATURES:

PROTECTION UP TO 50 METRES (164 FEET)

The GLM-SS is a Stainless Steel compact but extremely robust Mini Duty Safety Rope Pull Switch designed to protect short conveyor lengths where protection is required up to 50m using two switches or up to 30m using just a single switch.

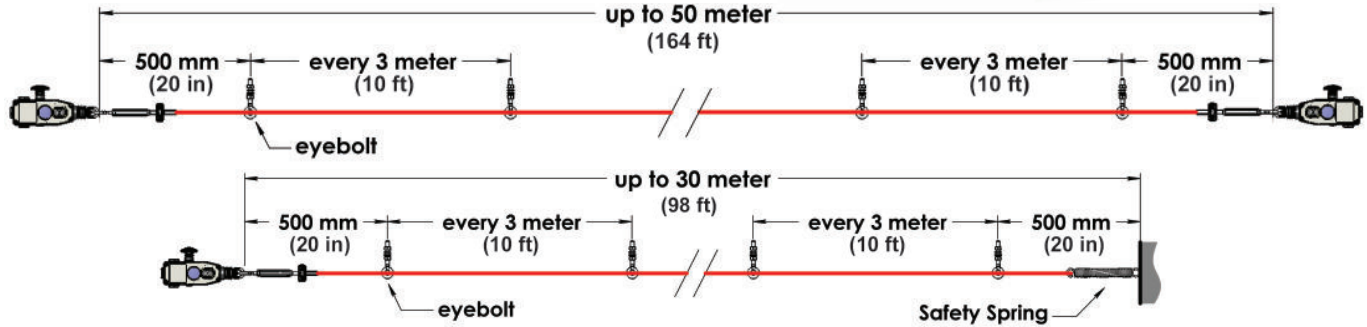
The GLM-SS provides a reliable, cost-effective safety solution for conveyor systems and can be enhanced by adding an external mushroom type emergency stop at the switch or a bi-colour LED to show switch status from a distance.

The GLM-SS comes with a choice of 3 or 4 pole contacts to ensure flexibility with all modern control applications.

With the added benefit of rugged internal sealing bellows the GLM-SS is able to undergo high pressure hosing at high temperature.

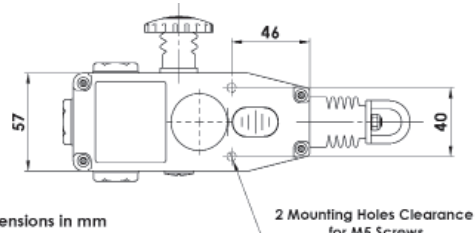
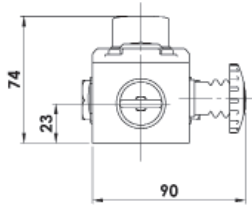
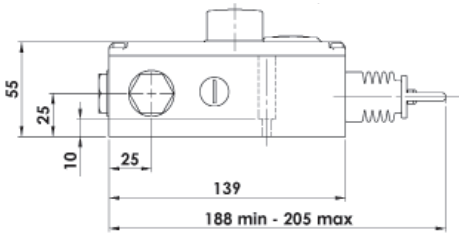


STAINLESS STEEL 316



It is important that the first 500mm is not used as part of the active protection coverage. If protection is required in this first 500mm then it is recommended to use switches fitted with a mushroom type E-Stop button. IDEM also recommend when using a Safety Spring that a maximum of one corner pulley is used.

DIMENSIONS:



All Dimensions in mm

Standards: EN60947-5-1 EN60947-5-5 EN62061
UL508 ISO13850 ISO13849-1

Safety Classification and Reliability Data:

Mechanical Reliability B10d 1.5 x 10⁶ operations at 100mA load
ISO13849-1 Up to PLE depending upon system architecture
EN62061 Up to SIL3 depending upon system architecture
Safety Data – Annual Usage 8 cycles per hour/24 hours per day/365 days
MTTFd 214 years

Enclosure Material Stainless Steel 316
IP Rating IP69K
Rope Span Up to 50m (2 switches) 30m (1 switch)
Rope Tension Device IDEM Tensioner/Gripper (quick fixing)
Rope Type 4.00mm outside dia. Steel inner - PVC sheath
Mounting 4 x M5
Mounting Position Any
Conduit Entries 3 x M20 or 3 x 1/2" NPT (by Sales Number)
Tongue Settings Mounting M5 4.0Nm
Lid T20 Torx M4 1.5Nm
Terminals 1.0Nm

Ambient Temperature -25C +80C
Vibration Resistance 10-500Hz 0.35mm
Shock Resistance 11ms 15g

Tension Force (typical mid setting) 130N
Typical Operating Force (Rope pulled) <125N <300mm deflection

Weight 640g approx.
Contact Type EN60947-5-1 double break type Zb
Snap Action up to 4NC (positive break)
2NO (Auxiliary)

Termination Clamp up to 2.5mm² conductors
Rating Utilisation category AC15 A300
Operational Rating 240V 3A
Thermal Current (Ith) 10A
Rated Insulation Voltage (U) 500V
Withstand Voltage (Uimp) 2500V
Short Circuit Overload Protection Fuse externally 10A(FF)

SALES NUMBER	CONDUIT	CONTACTS	FITTINGS
148001	M20	2NC 1NO	
148002	1/2" NPT	2NC 1NO	
148003	M20	3NC	
148004	1/2" NPT	3NC	
148005	M20	2NC 1NO	E- Stop
148006	1/2" NPT	2NC 1NO	E- Stop
148007	M20	3NC	E- Stop
148009	1/2" NPT	3NC	E- Stop
148050	M20	3NC 1NO	
148051	1/2" NPT	3NC 1NO	
148052	M20	2NC 2NO	
148053	1/2" NPT	2NC 2NO	
148054	M20	4NC	
148055	1/2" NPT	4NC	
148056	M20	3NC 1NO	E- Stop
148057	1/2" NPT	3NC 1NO	E- Stop
148058	M20	2NC 2NO	E- Stop
148059	1/2" NPT	2NC 2NO	E- Stop
148060	M20	4NC	E- Stop
148061	1/2" NPT	4NC	E- Stop
148062	M20	3NC 1NO	LED
148063	1/2" NPT	3NC 1NO	LED
148064	M20	2NC 2NO	LED
148065	1/2" NPT	2NC 2NO	LED
148066	M20	3NC 1NO	E-Stop & LED
148067	1/2" NPT	3NC 1NO	E-Stop & LED
148068	M20	2NC 2NO	E-Stop & LED
148069	1/2" NPT	2NC 2NO	E-Stop & LED
148009	Replacement Lid		
148010	Replacement Lid/LED		LED

For LED Models add voltage code to Sales Number see below

Steady Green/Flashing Red
A - 24Vdc B - 110Vac C - 230Vac
Steady Green/Steady Red
AS - 24Vdc BS - 110Vac CS - 230Vac

Gold Plated Contacts available for low power circuits (5V 5mA).
Add GC to Sales Number e.g. 143001-GC

For all IDEM switches the normally closed (NC) circuits are closed when the system is tensioned correctly and the switch has been reset.